

MODULA

Description

MODULA is a compact and versatile valve system that combines the Frese range of dynamic flow, pressure and temperature control valves with isolation, flushing, draining and measurement components within a prefabricated, tested and ready to install terminal bypass unit.

MODULA integrates one of the following Frese valve solutions:

- OPTIMA Compact (Pressure Independent Control Valve - PICV)
- ALPHA (Dynamic Flow Limiting Valve)
- SIGMA Compact (Externally Adjustable Dynamic Flow Limiting Valve)
- EVA (combined Dynamic Flow Limiting and 2 Port On/off Valve)
- PV Compact (Adjustable Differential Pressure Control Valve)
- Frese STBV Range (Adjustable Manual Balancing Valve)

Each unit can be supplied with isolation valves, strainer, drain/hose connection & P/T plug.

Benefits

The MODULA Bypass Unit combines the many benefits of the OPTIMA Compact, ALPHA, SIGMA Compact, EVA, PV Compact and STBV range in addition to:

Installation benefits

- Compact design for limited space availability
- Minimized installation and commissioning costs
- Allows easy flushing and coil isolation
- Easy lagging of spindle extensions

Operation benefits

- High comfort with minimized operation and maintenance costs
- Efficient flow, temperature and pressure control
- 5 modes of operation (see pages 6 and 7)

For further information on the OPTIMA Compact, ALPHA, SIGMA Compact, EVA, PV Compact and STBV solutions, please refer to the relevant Technotes.



Features

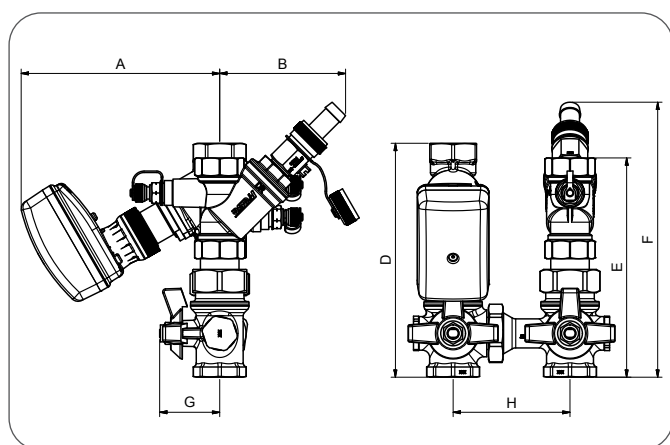
- Available in DN15, DN20 and DN25
- Available with 80 mm, 130 mm or 170 mm supply/return centres
- Integrated union joints for easy valve alignment
- Two T-handle isolation valves for flow, return and bypass
- Full flow valves on flow and return
- Spindle extensions available
- Combinations with strainer, drain/hose connection, P/T plug available
- P/T plug on the flow for measuring the DP across the terminal unit
- Metering station for flow verification

MODULA

Technical data

Material:	DZR Brass, CW602N
Filter:	Stainless Steel
O-rings:	EPDM
Pressure class:	PN25
Strainer mesh:	32 (0.5 mm)
Medium temperature range:	0°C to 120°C

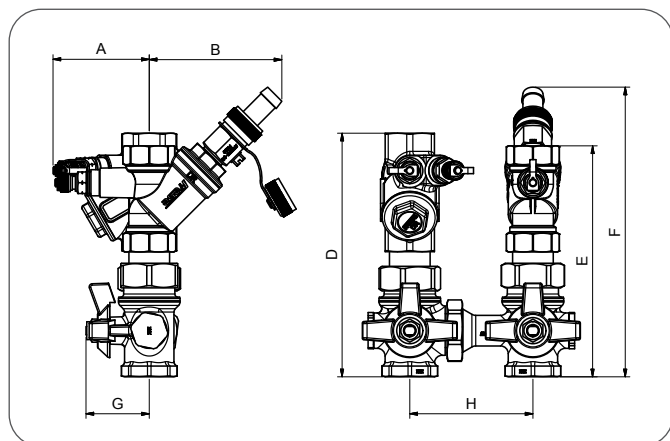
Dimensions



MODULA · OPTIMA Compact

mm	DN15	DN20	DN25	DN25L
A	117	117	120	135
B	74	86	92	92
D*	155/175	160/180	164/184	181/201
E	136	150	165	165
F	176	188	204	204
G*	41/88			
H	80/130/170			

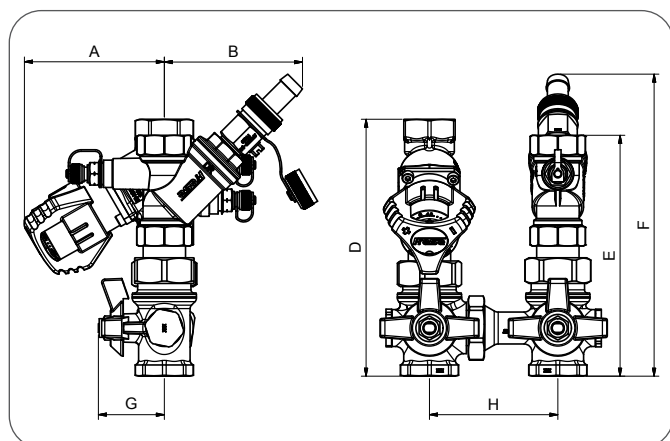
*) Std Handle/**Ext Handle**



MODULA · ALPHA

mm	DN15	DN20	DN25
A	63/102 (1"PT/2"PT)		
B	74	86	92
D	157	158	167
E	136	150	165
F	176	188	204
G*	41/88		
H	80/130/170		

*) Std Handle/**Ext Handle**



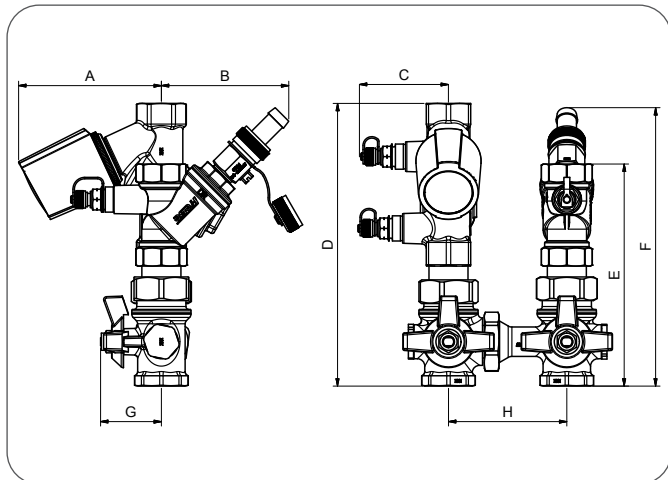
MODULA · SIGMA Compact

mm	DN15	DN20	DN25
A	87	87	110
B	74	86	92
D	155	160	166
E	136	150	165
F	176	188	204
G*	41/88		
H	80/130/170		

*) Std Handle/**Ext Handle**

MODULA

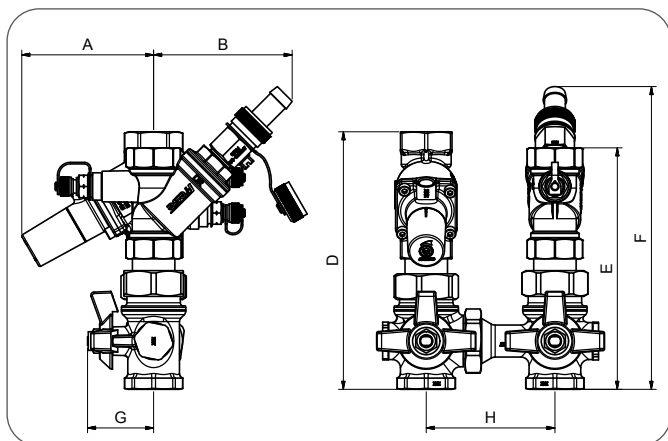
Dimensions



MODULA · EVA

mm	DN15	DN20	DN25
A	97		
B	74	86	92
C	61		
D	182	191	202
E	136	150	165
F	176	188	204
G*	41/88		
H	80/130/170		

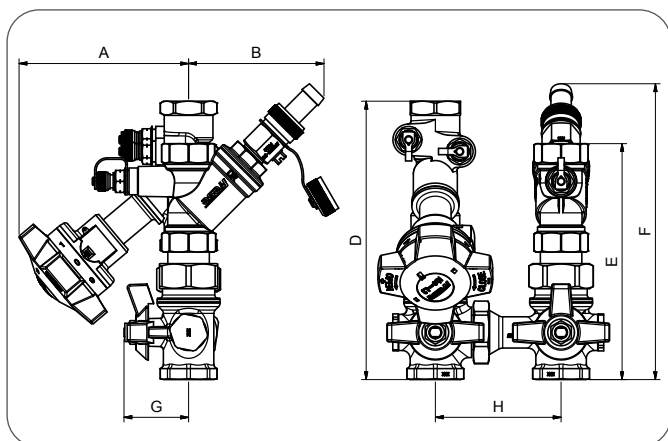
*) Std Handle/**Ext Handle**



MODULA · PV Compact

mm	DN15	DN20	DN25
A	82	82	134
B	74	86	92
D	155	160	166
E	136	150	165
F	176	188	204
G*	41/88		
H	80/130/170		

*) Std Handle/**Ext Handle**



MODULA · Frese STBV

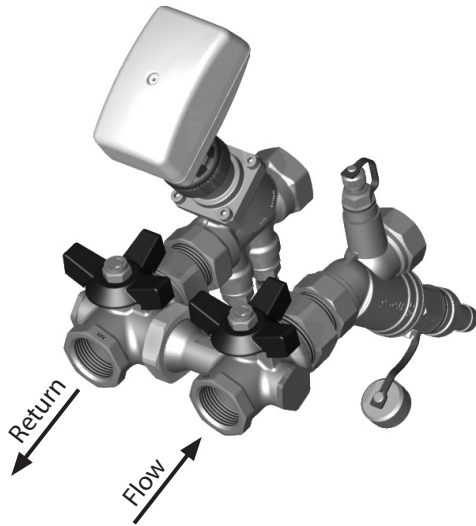
mm	DN15	DN20	DN25
A	112	108	125
B	74	86	92
D	167	177	183
E	136	150	165
F	176	188	204
G*	41		
H	80/130/170		

*) Only std. handle possible


MODULA

Versions

Right hand version



Left hand version



MODULA

Modes of Operation - Right Hand Version

<p>Mode 1 Isolation & Flushing bypass</p>		
<p>Mode 2 Normal operation</p>		
<p>Mode 3 Back flushing</p>		
<p>Mode 4 Forward flushing</p>		
<p>Mode 5 Isolation & Maintenance</p>		

MODULA

Modes of Operation - Left Hand Version

<p>Mode 1 Isolation & Flushing bypass</p>		
<p>Mode 2 Normal operation</p>		
<p>Mode 3 Back flushing</p>		
<p>Mode 4 Forward flushing</p>		
<p>Mode 5 Isolation & Maintenance</p>		


MODULA

MODULA Types (shown with standard handles)


MODULA · OPTIMA Compact



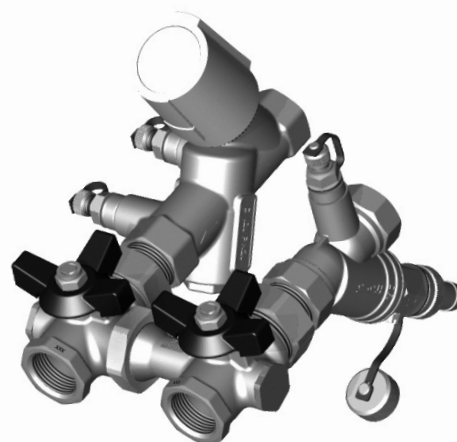
MODULA · ALPHA



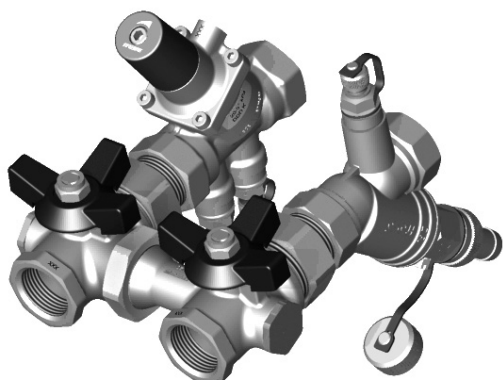
MODULA · SIGMA Compact



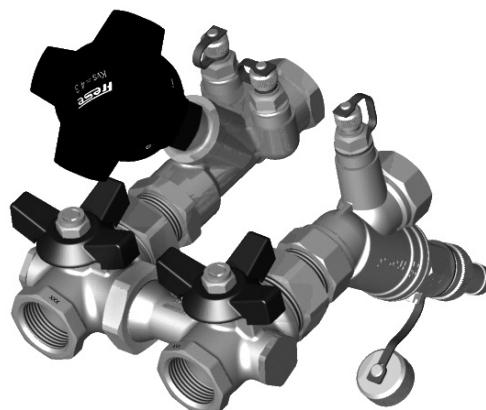
MODULA · EVA



MODULA · PV Compact




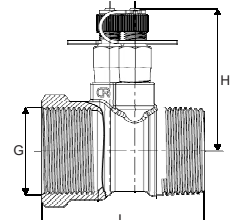
MODULA · Frese STBV




MODULA


Accessories

Metering station	Dimension	L [mm]	H [mm]	G
	DN15	60	57	1/2"
	DN20	62	60	3/4"
	DN25	68	64	1"



MODULA insulation*	MODULA type	MODULA dimension	Insulation Covers Frese no.
	Right	DN15	38-0865
	Left	DN20	38-0866
		DN25	
	Right	DN25L	38-0867
Left	38-0868		

*MODULA insulation covers are for MODULA with OPTIMA Compact PICVs only. For more details please refer to the MODULA Insulation Covers technote.

Frese Flexible Hose	Dimension	Length [mm]	Frese no.
	DN15	300	48-0050
		450	48-0051
		600	48-0052
	DN20	300	48-0053
		450	48-0054
		600	48-0055
	DN25	300	48-0056
		450	48-0057
		600	48-0058

For more details please refer to the Frese Flexible Hose technote.

Specification Text - MODULA

The valve system shall combine a dynamic or a static balancing valve with a fixed 80 mm, 130 mm or 170 mm distance supply/return component.

The bypass unit shall have two integral isolation valves and a PT Drain or PT strainer on the supply side.

The bypass unit shall have a pressure class of PN25.

The medium temperature range shall be 0°C to 120°C.

All material shall be DZR brass, CW602N.

Frese A/S assumes no responsibility for errors, if any, in catalogues, brochures, and other printed matter. Frese A/S reserves the right to modify its products without prior notice, including already ordered products, if this does not alter existing specifications. All registered trademarks in this material are the property of Frese A/S. All rights reserved.

Frese A/S
Tel: +45 58 56 00 00
info@frese.dk